

VOLVO

122 S series



The Volvo 122 S two-door Sedan



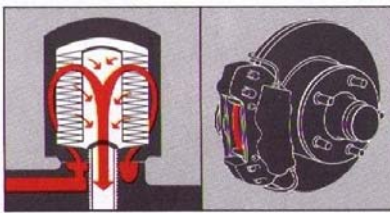
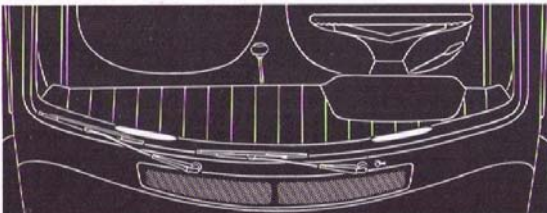


90 horsepower engine, four-speed synchromesh transmission, disc brakes front, drum brakes rear

Volvos out-accelerate other popular priced compacts in every speed range; they get over 25 miles to the gallon like the small economy cars, and are virtually indestructible.

The Volvo 122 S four-door Sedan



90 horsepower engine, four-speed synchromesh transmission, disc brakes front, drum brakes rear



The front seat backrests on all models are easily adjusted into three positions. In the middle position on the two-door model, the backrests can be folded down to permit unobstructed passage to the rear seat. In the forward and rear positions, the seats are locked in position for safety.

The two-speed electric windshield wipers effectively keep the windshield clean. The overlap design avoids an unwiped strip down the middle of the windshield. A powerful defroster rapidly removes ice or condensation.

The Volvo engine is an outstanding product of superb Swedish engineering. Its proven strength and efficiency unite high output and strong torque with low fuel consumption.

The five-bearing crankshaft, full-flow oil filter and hyper-efficient cooling system ensure particularly high resistance to stress and exceptional endurance.

Disc brakes in front and large rear drum brakes insure quick braking with a minimum of fade even under hard usage.

The dashboard has a padded top and smooth rounded-off underside for safety. The floor-mounted gearshift lever has a very positive shift pattern with easy-to-find gear positions.

Solidly luxurious interior bucket seats in front and a wide comfortable seat in the rear with a pull-down arm rest. The upholstery and trim is of easy-to-clean vinyl plastic.

This car is the largest selling imported compact sedan available in the United States today. It does not force you to choose between performance and economy. This car combines both.

The Volvo 122 S Station Wagon

Swedish quality, minimum maintenance requirements, low fuel consumption, high second-hand value, completely equipped.



90 horsepower engine, four-speed synchromesh transmission, drum brakes



The luggage compartment is unusually large for a compact car. All cars in the 122 S series have backup lights factory-installed in the tail light housings as standard equipment.

This station wagon has a 6 foot loading space, a drop down tail gate, and the same luxurious interior as the other models in the series.

Cargo space dimensions

Length	46 ³ / ₄ "
Length (rear seat folded down)	72"
Maximum width	49 ¹ / ₂ "
Height	34"
Volume (rear seat in use)	40 cu.ft.
Volume (rear seat folded down)	65 cu.ft.
Rear door opening	
Width	41 ¹ / ₂ "
Height	30 ³ / ₄ "

The cargo space is tastefully lined with an easy-to-clean fabric. For convenience, the luggage compartment floor mat may be easily rolled up and stored out of the way.

The spare tire is carried in a compartment under the rear floor of the station wagon.

Three-point safety belts are standard on all Volvo cars. These belts can be put into position with one hand, conveniently hung up when not in use and have been proven to be the best seating safety device generally available on the market today. There are anchorages for rear seat belts as well.

Specifications

AB VOLVO

GÖTEBORG SWEDEN

Type B 18 D engine

Four-cylinder O.H.V. and five-bearing crankshaft.

Bore 3.313"
 Stroke 3.15"
 Capacity 1.78 liters (109 cu. in.)
 Compression ratio 8.5:1
 Maximum output . 90 h.p. (SAE) at 5,000 r.p.m.
 Maximum torque . 105 lb.ft. at 3,500 r.p.m.
 Carburetors 2 SU horizontal carburetors
 Oil filter Full-flow type

Cooling system

Very effective radiator. Water circulation thermostatically controlled.

Battery

Voltage 12 V
 Capacity 60 Ah

Generator

Fan-cooled and with automatic voltage control.
 Output Max. 360 W

Starter motor

Output 1 h.p.
 Starter contact in ignition switch. The ignition switch and coil connected by a tamper-proof armored cable.

Clutch

8½" single dry-disk clutch, hydraulically controlled.

Transmission

Four-speed, fully-synchronized.

Reduction ratios: 1st speed 3.13:1
 2nd speed 1.99:1
 3rd speed 1.36:1
 4th speed 1:1
 Reverse 3.25:1

Rear axle

Hypoid type.

Reduction ratio Station Wagon
 4.1:1 4.56:1

Steering gear

Cam and roller.

Number of steering wheel turns from lock to lock 3¼

Front wheel suspension

Independent suspension with rubber-mounted control arms and ball joints, coil springs and stabilizers.

Rear wheel suspension

Rigid rear axle mounted in two longitudinal, rubber-mounted support arms and two longitudinal rubber-mounted torque arms. The axle is located laterally by a tie-rod attached to the body. Coil springs. In addition, the Station Wagon has progressively operating auxiliary springs of the rubber-bush type.

Shock absorbers

Double-acting, hydraulic, telescopic shock absorbers at front and rear. The Station Wagon model has extra strong shock absorbers at the rear.

Foot brake

On Station Wagon model:
 Duo-Servo drum brakes. Hydraulic and self-centering.

Total brake lining area 147 sq.in.

On Sedan models:

Front:

Hydraulic disk brakes. Protected by splash guards and self-adjusting.

Rear:

Drum brakes of V-type. Hydraulic and self-centering.

Brake friction area per wheel 32.5 sq.in.

Handbrake

Operating mechanically on the rear wheels. Handbrake lever between the driving seat and door.

Wheels and tires

Pressed steel wheels. All wheels balanced.

Tires with white sidewalls.

Size 6.00-15" L

Station Wagon model .. 6.40-15"

Body

Integral, all-welded steel body, completely rust-protected. All enclosed spaces in the underbody treated with oil-mist spray. Particularly exposed parts treated with underbody sealing compound.

Fuel tank

Located at rear.

Capacity 12 US galls.

Lighting equipment

Flashers at front and rear. Stop and rear lights with built-in back-up lights. The interior lighting is switched on when either of the front doors is opened. Adjustable instrument lighting. Map-reading lamp.

Instrumentation

Combination instrument consisting of speedometer, fuel and water temperature gauges, odometer and tripmeter. Warning lamps for charging, oil pressure, full headlights and directional signals.

Other equipment

Horn ring on steering wheel. Foot dipper switch. Directional signal switch lever with automatic return. Fresh-air fed heater. Warm air supply thermostatically controlled. Two-speed ventilation fan. Two-speed electrical windshield wipers with automatic return. Padded sun visors. Dazzlefree rear view mirror. Place for radio and loudspeaker. Map pockets on front doors. Cigarette lighter. Ashtrays at front and rear. Tool equipment including jack. Spare wheel. Safety belts for front seats.

Common dimensions for all cars in the 122 S-series

Wheelbase 102½"
 Track, front and rear 51¼"
 Overall width 63¾"

Dimensions and weights for Sedan models

Overall length 175"
 Overall height unloaded 59¼"
 Turning circle approx. 31 ft. 6 in.
 Curb weight, two-door approx. 2,380 lb.
 Curb weight, four-door .. approx. 2,400 lb.

Dimensions and weight of Station Wagon model

Overall length 176½"
 Overall height, unloaded 60¼"
 Ground clearance, unloaded 8¼"
 Ground clearance, with 4 persons 7"
 Turning circle approx. 33 ft. 10 in.
 Curb weight approx. 2,600 lb.

The factory reserves the right to modify price, design and equipment without previous notice.